

### Features

- Multilingual operation
- Automatic built-in test and self diagnosis
- Secure access key
- Uninterruptible power supply (UPS) for computer
- Threat alert and material classification
- Auto archiving
- Energy saving design
- One-key turn off
- Drugs and explosives inspection
- Indication of the date and time
- Baggage counter

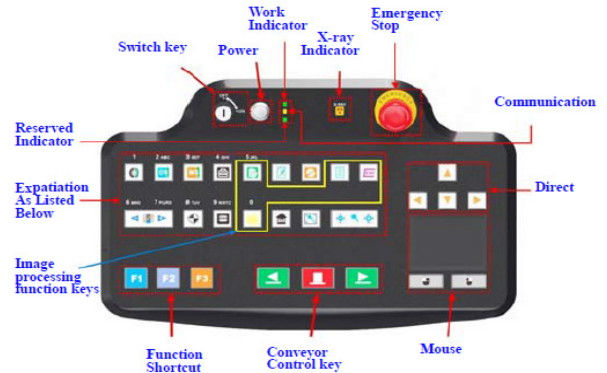
### Features

GENERAL	
<b>Tunnel Size (LxW)</b>	800 x 650 (mm)/ 31.5" x 25.6" (in.)
<b>Conveyor Speed</b>	0.22/0.72 ft/s
<b>Conveyor Height</b>	341 (mm) /13.4" (in.)
<b>Conveyor Max Load</b>	200 kgs/440.9 lbs
<b>X-ray Dose Per Inspection</b>	≤4μSv
<b>Wire Resolution</b>	dia. 0.102mm copper wire (AWG38)
<b>Spatial Resolution Level</b>	dia.1.3mm, Vertical: dia. 1.3mm
<b>Penetration</b>	28 mm steel guarantee, 30mm steel typical
<b>Penetration Resolution</b>	dia. 0.202mm copper wire (AWG32) under three-step aluminum wedge 9.5mm, 15.9mm, 22.2mm
<b>Spatial Resolution</b>	Horizontal: dia. 1.3mm, Vertical: dia. 1.3mm
<b>Noise</b>	<60 dB
<b>Film Safety</b>	Guarantee ASA/ISO1600 Film
IMAGE SYSTEM	
<b>X-ray Sensor</b>	L-Shaped photodiode array, 12 bit deep
<b>Images Process</b>	24 bit real time processing ,4colors analysis, Images displayed marked date and ID No., Count the number of bags
<b>Image Display</b>	High resolution of 1024 x 1280 pixel; Image Grey Level: 4096
<b>Image Enhancement</b>	1-64times enlargement continuity, Color/BW, negative, high/low penetration enhancement, brightening, darkening, gray level scan, super enhancement, elimination of organic/inorganic materials, local enhancement, pseudo color processing, edge enhancement, etc.
<b>Image Recall</b>	30 images recallable
<b>Explosives &amp; Narcotics Detection</b>	Suspicious organics highlight(atomic number Zeff=7,8,9)
<b>Alarm</b>	Alarm will sound with a box outline of the suspicious object(s) including hard to penetrate material, explosives and drugs
<b>Threat Image Projection (TIP)</b>	Insertion of fictional but realistic images of threatening items into baggage during screening operation for training purposes to assess image identification capabilities
<b>Image Archive</b>	Up to 50,000 images stored automatically, enable transferring to USB disk, and converting to JPG, BMP and other general formats
<b>Miscellaneous Functions</b>	Time/date display, counters, user management, system on/ X-ray on timers, power on self-test, built-in diagnostics, dual-directional scanning, system log, system standby and stimulation training, etc.
<b>Network Applications (Optional)</b>	Multiple remote applications available based on Ethernet LAN and windows platform, such as image centralized storage and identify, recheck workstation etc.
X-RAY GENERATOR:	
<b>Anode Voltage</b>	140-160 KV adjustable
<b>Ray Direction</b>	Downward
<b>Cooling/Duty Cycle</b>	Oil Cooling /100%
CONTROL SYSTEM	
<b>Monitor</b>	2x 17" in. LCD monitors, 1280 x 1024, one console desk
<b>RAM</b>	4GB
<b>Hard Disk</b>	2TB
<b>Keyboard</b>	Special design
<b>System</b>	Windows 10
<b>Electric Roller</b>	Three-phase


**OPERATING ENVIRONMENT**

<b>Operation Temperature/ Humidity</b>	5°C to 40°C (41°F to 104°F)/0%-90% (non-condensing)
<b>Storage Temperature/ Humidity</b>	-20°C to 60°C (-4°F to 140°F)/ 10%-90%(non-condensing)
<b>Operation Power</b>	220VAC(±10%) 50±3Hz (Optional: 100VAC,110VAC,120VAC,200VAC)
<b>Power Consumption</b>	1.0KW
<b>UPS</b>	Options: 15mins, 30mins, 60mins etc
<b>Dimensions (LxWxH)</b>	2848.5 x 1095 x 1536 (mm)/112.1" x 43.1" x 60.5" (in.)
<b>Weight</b>	640 kgs/1410.9 lbs
<b>Gross Weight</b>	800 kgs/1763.7 lbs
<b>Packing Size</b>	#1: 212 x 122 x 177 (cm)/83.5" x 48" x 69.7" (in) #2: 122 x 90 x 141 (cm)/48" x 35.4" x 55.5" (in.)
<b>COMPLIANCE</b>	
<b>Certifications</b>	* ISO19001; ISO14001; OHSMS18001; * CE RoHS * FDA FCC

**Keyboard**

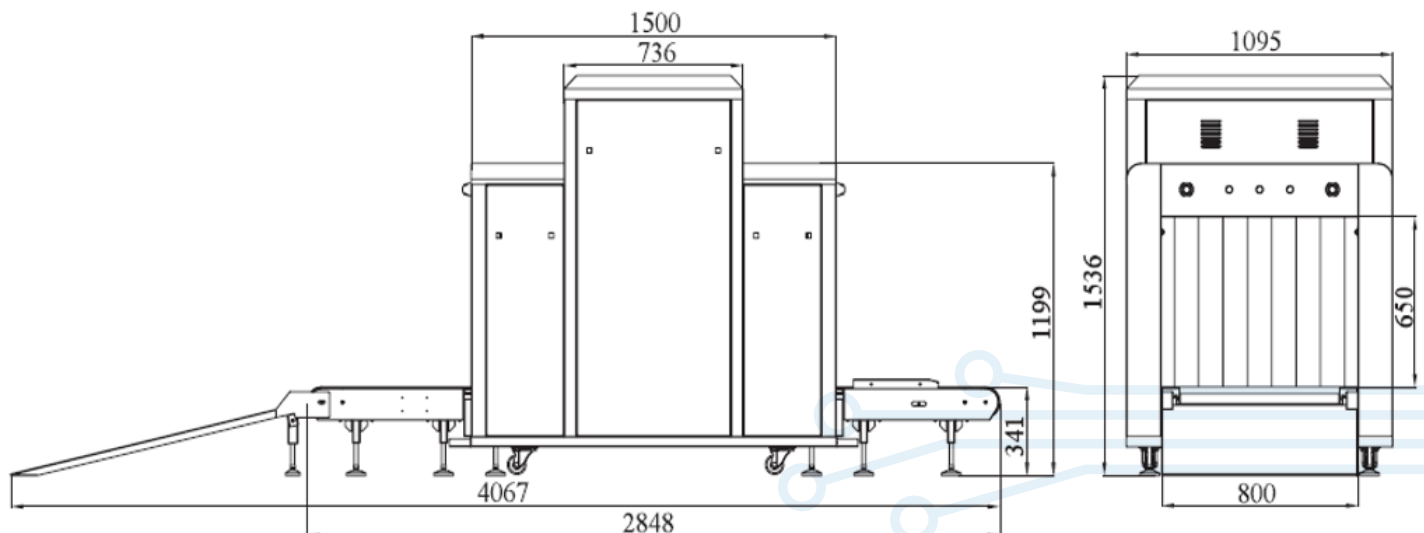


**Imaging**



\*Product specifications and availability are subject to change without notice.

**Dimensions**



REV07/06/2021